

# BANTRAK News

A Monthly Newsletter for BANTRAK Members • Volume 37 • Issue 09 • November 2024



## The Engineer's Cab: Bob Bunge

Even before the October show was a wrap, planning has started for three Bantrak events in December. On Dec 7, we will set up a T-trak layout at Roland Place for the day. By all accounts, this was a great event last year and I'm looking forward to attending this year. Thanks to Arthur for arranging this for us. The day after, under the leadership of Lauren, we will set up T-trak at the Ellicott Train Station Museum for a few days. I'm planning to take a day off work for a chance to run trains as well as to see the museum, as it has been a number of years since I've been there. Meanwhile, Alan DelGaudio has been busy working with the Baltimore and Ohio museum. We have space in the Roundhouse this year, a new location for us, in the bays over by the restrooms. Hopefully, we will have confirmed dates at the meeting. We are also looking for a coordinator for this event since Alan will be out of town for most of the holiday.

Our next meeting will be at Alan's house, 2pm November 17th: 2905, Montclair Drive, Ellicott City. This month, we will skip show and tell in the interest of time and after the business meeting will venture down the street to visit a home layout.

We will have a number of important topics to discuss at the meeting. These include, 1) approving the 2025 budget; 2) Reviewing the results of our experiment in 2024 that had N-trak and FreemoN layouts alternating at the larger events; 3) Working out a schedule/budget to have the Bob Mohr modules ready for December, 2025. This will include work sessions at Eric's house as well as at least one work session to modify the trailer to carry the modules; 4) Reviewing the proposed schedule of meetings and shows for 2025.

Cheers,

Bob

PS: a recent project, adding a steel plate load to a pretty Reading Gon that John found at the October show.



## Halloween Layout Lauren Baker

This year's Halloween layout went up in an organized manner. I have learned over the years, with the help of friends, little tricks to make it easier. I moved the tent west in the driveway which gave better access to the tent and layout (the driveway is wider there). It also seemed to help with the wind gusts when erecting the tent as the house and house next door added a bit of buffer. The real help however, was the 50-pound bags of play sand left



over from the pool liner replacement. They just fit into the homer buckets and were perfect corner anchors. I kept the tent low to hang all the lights, including the 4 black lights. I used Velcro ties attached on one side to the light strings and wrapped them around the tent frame. This allows a little easier removal later instead of a wraparound of the wire and frame together, it also makes setup next year easier. Once I got the lights installed, I brought in the tables and leveled them up as best I could. The driveway slopes steeply in 2 directions here, which is why in the past I have setup in the more level narrower part of the driveway. It took concrete pavers, 2x4's, pallet wood and assorted shims but turned out pretty level. I forgot to place the wall panels around the outside of the tent legs before

I raised everything up to the final height which led to a bit of confusion when it was time for the walls.



Then I raised the tent to full height made sure the legs were plumb and adjusted the ropes to the homer buckets. It was windy, but the anchors held and i was able to get the two north legs off the driveway into the grass where I drove a large tent peg into their feet. I also added 2 guy ropes off the 2 north corners and anchored them into the ground. These arrangements worked very well even with the recent wind gusts so the arrangement should work well next year. I got the sidewalls on and called it a day.

Next day I got the frame together and added the first deck and then all the rides and structures wired with LEDs. I fished the wiring through the previously labeled holes and wired up the lighting control panel and motor for the ghost train ride. Then added the rest of the decks but forgot to fish the wiring for the track switches. I was able to remove just that deck panel, lay out the switches and fish the wiring through. Next, I laid track, added the buildings and figures and little details. Last year I painted the small holes for the street lighting (glow in the dark skulls




## Halloween Layout Lauren Baker

attached to black toothpicks) with glow paint. This worked great under the black lights to find these small holes. The layout ran well except for the switch into the yard which was working intermittently for power



routing.

I tried feeding track power from another outdoor receptacle but that didn't solve the problem, the black lights are a heavier wattage with two small cooling fans each. I believe it was a temperature-related issue with track power not getting around to the other side of the switch when it was cold, but seemed to restore with warmer temps. Especially on Friday, the warm day, when I went out to troubleshoot the switch and it worked flawlessly. The track did get dirty over-



night as well.



Next few days will be spent tearing down, packing up and storing for next year.





# Timonium Highlights






# Timonium Highlights






# Timonium Highlights





# Timonium Highlights



## BANTRAK 2024 Calendar

---

### December 06, 2024

Newsletter content deadline

***We need content, please submit your articles by the deadline.***

### November 17, 2024

Club Meeting

Hosted by: Alan Del Gaudio

### December 07, 2024

T-Trak event

Roland Park Place retirement community

830 West 40th Street, Baltimore 21211

Setup is 8:00am- event is 11AM - 5PM

Coordinators are: Arthur Boyd & Lauren Baker

### December 08-14, 2024

T-Trak event

Baltimore and Ohio Ellicott City Station Museum

3711 Maryland Ave, Ellicott City, MD 21043

Coordinator: Lauren Baker

### December, 2024

B&O Roundhouse

Setup Wednesday Dec. 18th

Running: 21st-29th breaking down on the 29th.

Coordinator: Al Del Gaudio

## BANTRAK Membership: Eric Payne

---

BANTRAK does a significant amount of charitable activity, although we rarely think of it that way because we get pleasure out of it. When you think about it, that is as it should be with all giving from the heart.

What is our charitable activity? Our major participation is in the B&O Museum's (which is a charitable organization) Annual Festival of Trains. Our display has been a major draw for people to come to the Museum for many years, both recent and in the past. There are plenty more examples, this is just one.

Please contact Treasurer [Tim Nixon](#) for more information regarding your membership status and roster questions or contact [Eric Payne](#) with general questions.

### Member Benefits:

- Sharing of your knowledge (railroading and modeling) with others of similar interests
- Access to railroading and modeling knowledge of other members
- National exposure and recognition of your endeavors in modeling
- Hands-on activities: Club modules - track, wiring and scenery. Raffle layout - track and scenery Members' layouts
- Recognition as being part of a Nationally known club.





## Train Spotting: Ed Kapuscinski



Sparrows Point, October 21, 2024

BANTRAK was founded in 1983 as the Greater Baltimore N-Scale Associates. Begun as a “round robin” group to share skills and experiences, we have expanded our focus to include participation in many diverse activities to promote model railroading in general and N-Scale model railroading in particular. Activities include participation in local, regional and national shows, meets and conventions. BANTRAK membership includes membership in the national NTRAK organization.

The BANTRAK Newsletter is the official publication of Baltimore Area N-TRAK (BANTRAK), Inc. This is **your** newsletter! Please send articles, photos, and suggestions to [newsletter@bantrak.net](mailto:newsletter@bantrak.net)  
Editor: David Betz

